

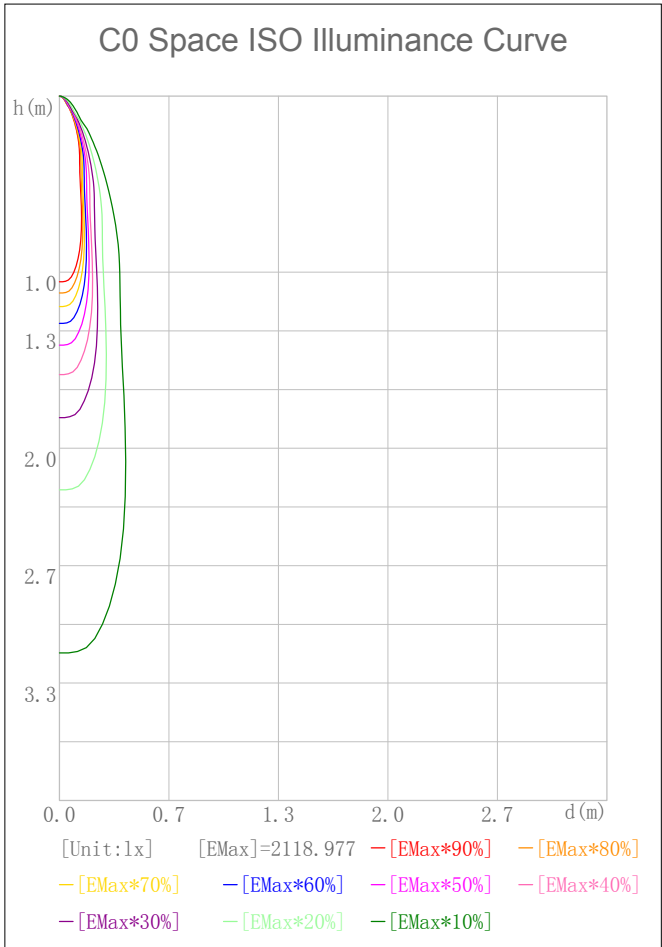
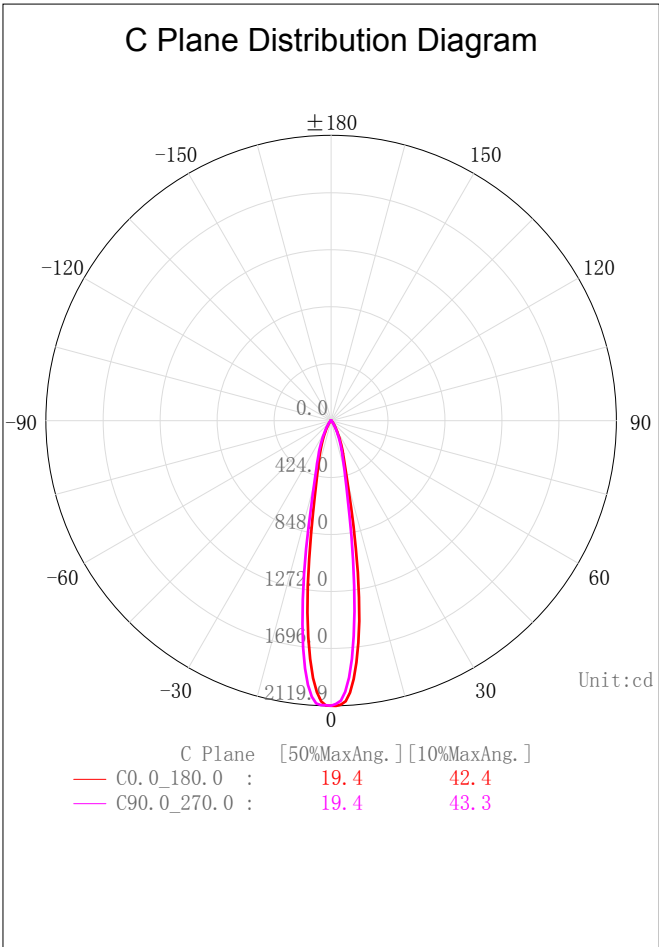
Indoor Luminaire Photometric Data

Description Information

Luminary Name:SD05-06-XX-01 2700K RA90 24D		Lum. Catalog:	Test ID: 01
Lamp Name:		Lamp Catalog: LED	Test Date: 2021/04/17
Manufacture: Shenzhen Norming Lighting Co.Ltd		Shld.Ang(°):	Test Machine:GON-2000
Test Lab: Quality Department		Frequency (Hz):	Lamp CCT (K): Ra:
Lum. Size (W*L*H):0.050m*0.000m*0.000m		Lum. Area (m2):0.002	Lum. W (kg): 0.000
Test System: C, γ	Test Step: C=90.0 γ=1.0	Temp. (°C): 25	Humidity(%): 50.0

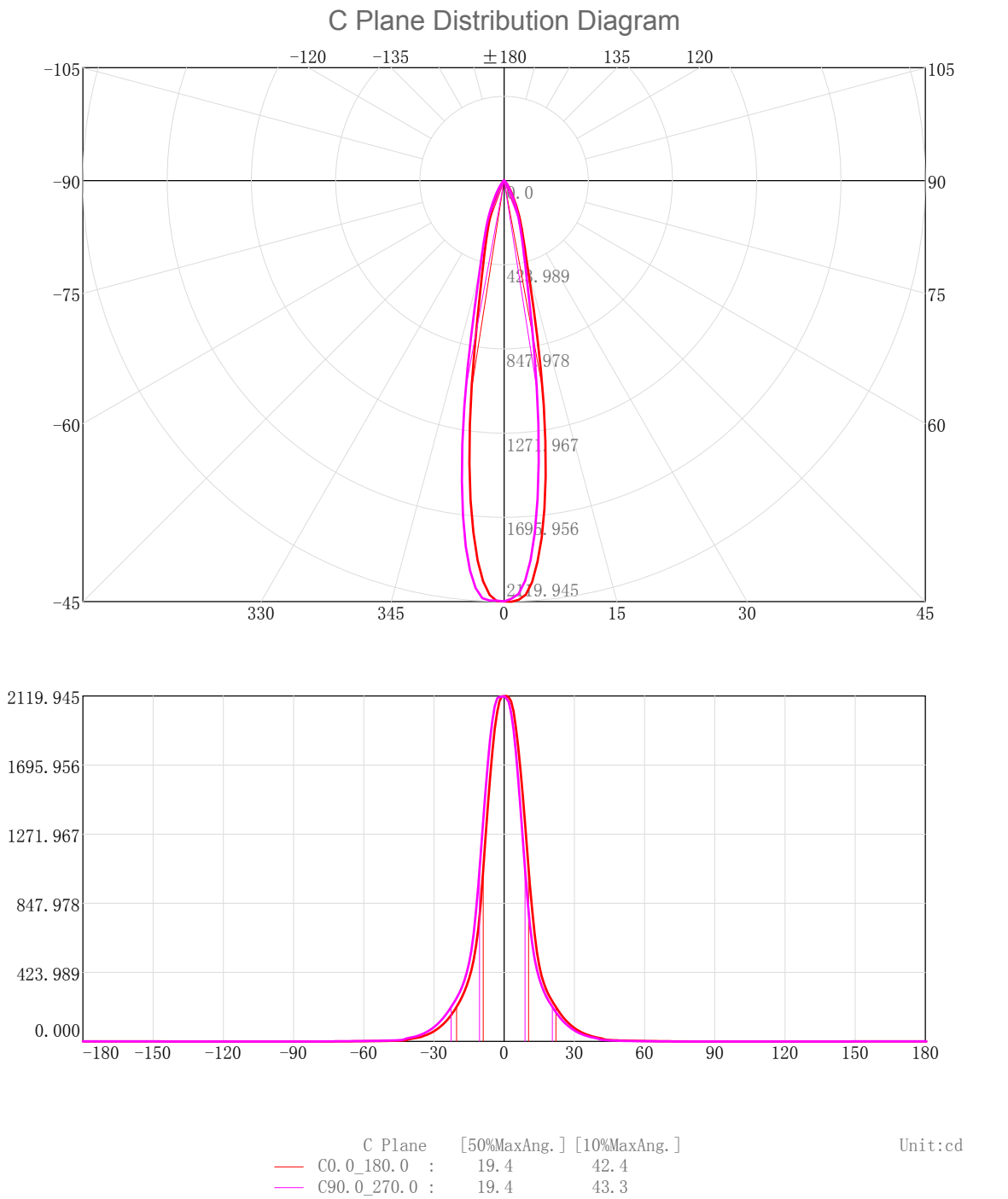
Character Parameter

Lamp Speciality Parameter		Luminaire Speciality Parameter	
Rated Flux(lm): 383.490	Luminary Flux(lm): 383.490	Field Angle(10%Imax): 42.4(°)	
Rated Power(W):	Luminary Efficiency: 100.00%	Down Lumens&Percent: 382.487lm 99.74%	
Rated Voltage(V):	Luminary EER(lm/W): 68.176	Up Lumens&Percent: 1.003lm 0.26%	
Tested Power(W): 5.625	Max. Candela(cd): 2119.945	S/MH: C0_a180=0.333 C90_270=0.334	
Lamps' Inside: 1	Max Cand@Ang. (°): C=0.0 γ=1.0	CIE Type: Semi-Direct	
Tested Electrics (V, A, pf):240.2, 0.029, 0.787	Beam Angle(50%Imax): 19.4(°)	ErP ϕ use(90°): 362.073lm	
Lamp Size (W*L*H):0.050m*0.000m*0.000m	Left=-8.9°, Right=10.5°	IRF(%): 1111.272	



2D Plane Light Intensity Distribution Curve

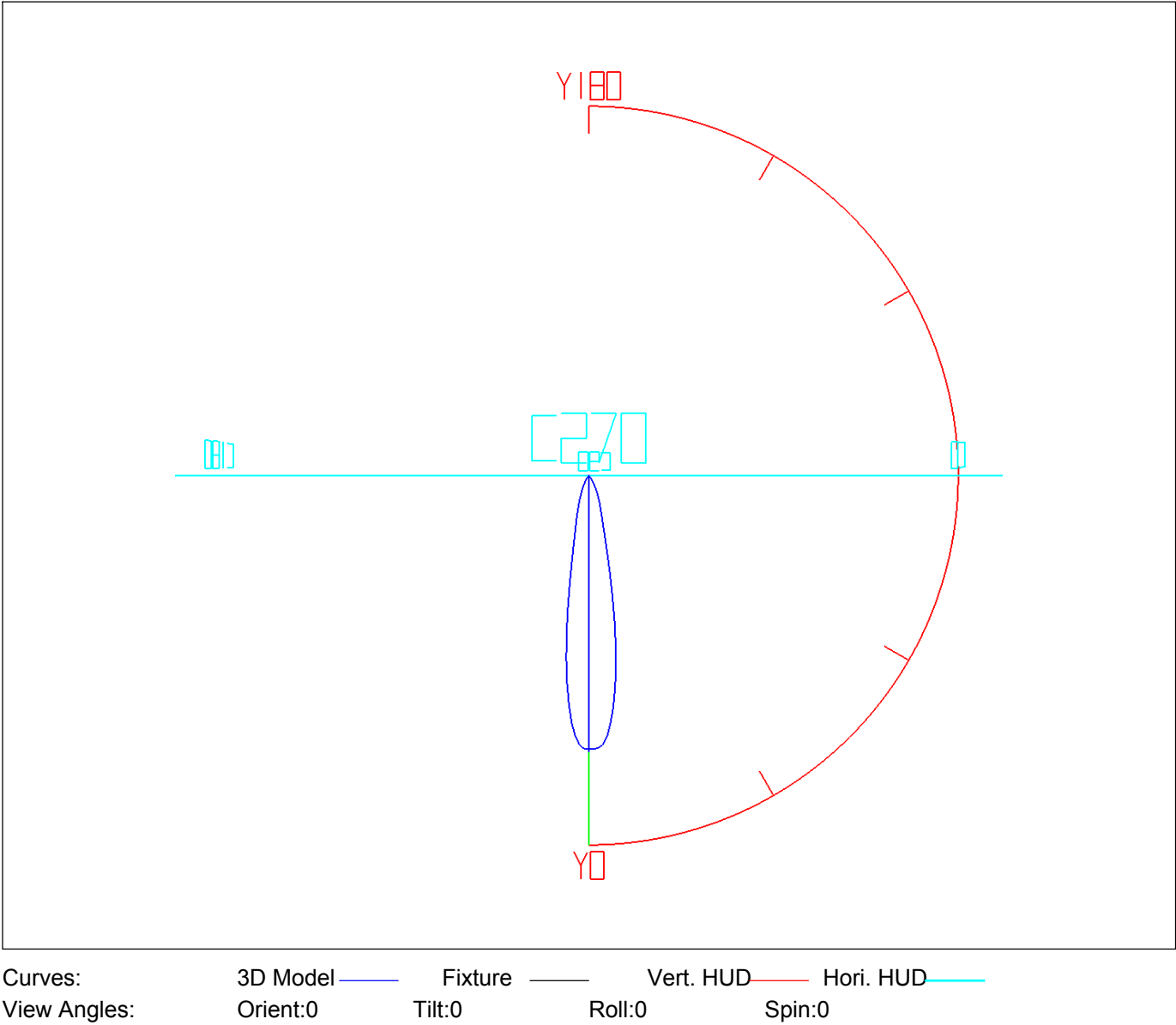
Lum. Name: SD05-06-XX-01 2700K RA90 24D	Lum. Catelog:	Test ID: 01
Lamp Name:	Lamp Catelog: LED	Test Lab: Quality Department
Manufacture: Shenzhen Norming Lighting Co.Ltd	Test Machine:GON-2000	Test Date: 2021/04/17



3D Light Intensity Distribution Modal

Lum. Name: SD05-06-XX-01 2700K RA90 24D	Lum. Catelog:	Test ID: 01
Lamp Name:	Lamp Catelog: LED	Test Lab: Quality Department
Manufacture: Shenzhen Norming Lighting Co.Ltd	Test Machine:GON-2000	Test Date: 2021/04/17

3D Light Intensity Distribution Modal



IES Indoor Report

Photometric Filename:SD05-06-XX-01 2700K RA90 24D.IES

Zonal Flux Tabulation

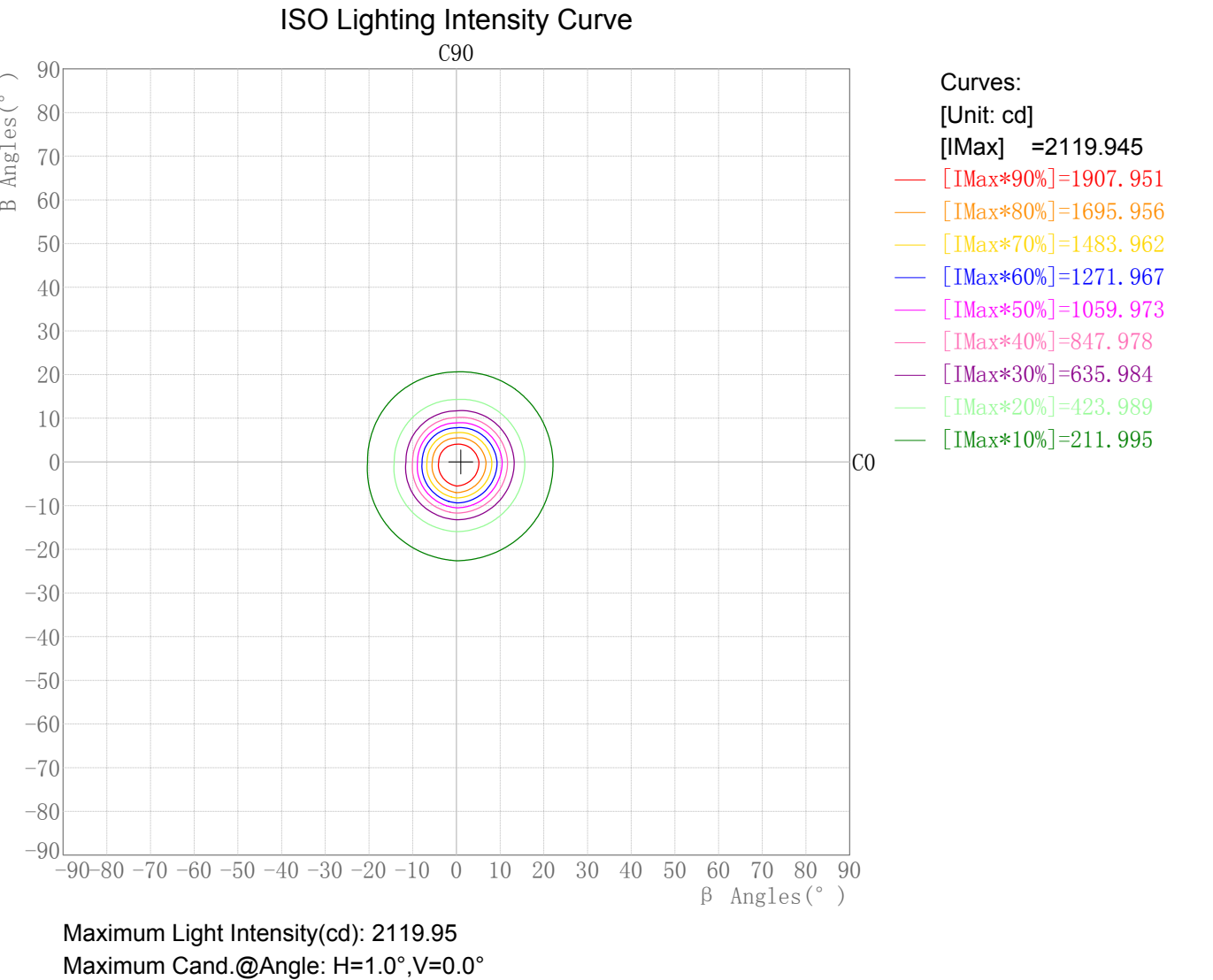
Zone(γ)	Zone Flux (lm)	Sums Flux (lm)	Zone%Lamp	Sums%Lamp	Zone(γ)	Zone Flux (lm)	Sums Flux (lm)	Zone%Lamp	Sums%Lamp
0.0-1.0	2.03	2.03	0.53	0.53	47.0-48.0	0.48	376.28	0.13	98.12
1.0-2.0	6.05	8.07	1.58	2.10	48.0-49.0	0.45	376.74	0.12	98.24
2.0-3.0	9.94	18.01	2.59	4.70	49.0-50.0	0.42	377.16	0.11	98.35
3.0-4.0	13.51	31.52	3.52	8.22	50.0-51.0	0.40	377.55	0.10	98.45
4.0-5.0	16.52	48.04	4.31	12.53	51.0-52.0	0.37	377.92	0.10	98.55
5.0-6.0	18.83	66.87	4.91	17.44	52.0-53.0	0.34	378.26	0.09	98.64
6.0-7.0	20.34	87.21	5.30	22.74	53.0-54.0	0.32	378.59	0.08	98.72
7.0-8.0	21.00	108.22	5.48	28.22	54.0-55.0	0.31	378.90	0.08	98.80
8.0-9.0	20.82	129.04	5.43	33.65	55.0-56.0	0.29	379.19	0.08	98.88
9.0-10.0	19.87	148.91	5.18	38.83	56.0-57.0	0.28	379.46	0.07	98.95
10.0-11.0	18.41	167.32	4.80	43.63	57.0-58.0	0.26	379.73	0.07	99.02
11.0-12.0	16.76	184.08	4.37	48.00	58.0-59.0	0.25	379.98	0.07	99.08
12.0-13.0	15.17	199.25	3.96	51.96	59.0-60.0	0.24	380.21	0.06	99.15
13.0-14.0	13.79	213.05	3.60	55.55	60.0-61.0	0.22	380.43	0.06	99.20
14.0-15.0	12.69	225.74	3.31	58.86	61.0-62.0	0.21	380.64	0.05	99.26
15.0-16.0	11.82	237.56	3.08	61.95	62.0-63.0	0.20	380.84	0.05	99.31
16.0-17.0	11.10	248.66	2.90	64.84	63.0-64.0	0.18	381.02	0.05	99.36
17.0-18.0	10.50	259.16	2.74	67.58	64.0-65.0	0.17	381.20	0.04	99.40
18.0-19.0	9.95	269.11	2.60	70.17	65.0-66.0	0.16	381.36	0.04	99.44
19.0-20.0	9.45	278.56	2.46	72.64	66.0-67.0	0.15	381.51	0.04	99.48
20.0-21.0	8.96	287.52	2.34	74.97	67.0-68.0	0.14	381.65	0.04	99.52
21.0-22.0	8.45	295.97	2.20	77.18	68.0-69.0	0.13	381.77	0.03	99.55
22.0-23.0	7.93	303.90	2.07	79.25	69.0-70.0	0.12	381.89	0.03	99.58
23.0-24.0	7.38	311.28	1.93	81.17	70.0-71.0	0.10	381.99	0.03	99.61
24.0-25.0	6.83	318.12	1.78	82.95	71.0-72.0	0.09	382.08	0.02	99.63
25.0-26.0	6.29	324.41	1.64	84.59	72.0-73.0	0.08	382.16	0.02	99.65
26.0-27.0	5.77	330.17	1.50	86.10	73.0-74.0	0.07	382.23	0.02	99.67
27.0-28.0	5.26	335.44	1.37	87.47	74.0-75.0	0.06	382.29	0.01	99.69
28.0-29.0	4.79	340.23	1.25	88.72	75.0-76.0	0.05	382.33	0.01	99.70
29.0-30.0	4.34	344.57	1.13	89.85	76.0-77.0	0.04	382.37	0.01	99.71
30.0-31.0	3.93	348.50	1.03	90.88	77.0-78.0	0.03	382.40	0.01	99.72
31.0-32.0	3.56	352.06	0.93	91.80	78.0-79.0	0.03	382.43	0.01	99.72
32.0-33.0	3.21	355.27	0.84	92.64	79.0-80.0	0.02	382.45	0.01	99.73
33.0-34.0	2.89	358.16	0.75	93.39	80.0-81.0	0.02	382.47	0.00	99.73
34.0-35.0	2.59	360.75	0.68	94.07	81.0-82.0	0.01	382.48	0.00	99.74
35.0-36.0	2.31	363.06	0.60	94.67	82.0-83.0	0.01	382.48	0.00	99.74
36.0-37.0	2.07	365.13	0.54	95.21	83.0-84.0	0.00	382.49	0.00	99.74
37.0-38.0	1.86	366.99	0.49	95.70	84.0-85.0	0.00	382.49	0.00	99.74
38.0-39.0	1.69	368.68	0.44	96.14	85.0-86.0	0.00	382.49	0.00	99.74
39.0-40.0	1.52	370.20	0.40	96.54	86.0-87.0	0.00	382.49	0.00	99.74
40.0-41.0	1.33	371.53	0.35	96.88	87.0-88.0	0.00	382.49	0.00	99.74
41.0-42.0	1.09	372.62	0.28	97.16	88.0-89.0	0.00	382.49	0.00	99.74
42.0-43.0	0.84	373.46	0.22	97.38	89.0-90.0	0.00	382.49	0.00	99.74
43.0-44.0	0.67	374.13	0.18	97.56	90.0-91.0	0.00	382.49	0.00	99.74
44.0-45.0	0.60	374.73	0.16	97.72	91.0-92.0	0.00	382.49	0.00	99.74
45.0-46.0	0.55	375.29	0.14	97.86	92.0-93.0	0.00	382.49	0.00	99.74
46.0-47.0	0.51	375.80	0.13	98.00	93.0-94.0	0.00	382.49	0.00	99.74

Zonal Flux Tabulation - (Cont.)

Zone(γ)	Zone Flux (lm)	Sums Flux (lm)	Zone%Lamp	Sums%Lamp	Zone(γ)	Zone Flux (lm)	Sums Flux (lm)	Zone%Lamp	Sums%Lamp
94.0-95.0	0.00	382.49	0.00	99.74	141.0-142.0	0.00	382.49	0.00	99.74
95.0-96.0	0.00	382.49	0.00	99.74	142.0-143.0	0.00	382.49	0.00	99.74
96.0-97.0	0.00	382.49	0.00	99.74	143.0-144.0	0.01	382.50	0.00	99.74
97.0-98.0	0.00	382.49	0.00	99.74	144.0-145.0	0.01	382.51	0.00	99.75
98.0-99.0	0.00	382.49	0.00	99.74	145.0-146.0	0.02	382.53	0.00	99.75
99.0-100.0	0.00	382.49	0.00	99.74	146.0-147.0	0.02	382.56	0.01	99.76
100.0-101.0	0.00	382.49	0.00	99.74	147.0-148.0	0.03	382.58	0.01	99.76
101.0-102.0	0.00	382.49	0.00	99.74	148.0-149.0	0.03	382.62	0.01	99.77
102.0-103.0	0.00	382.49	0.00	99.74	149.0-150.0	0.04	382.65	0.01	99.78
103.0-104.0	0.00	382.49	0.00	99.74	150.0-151.0	0.04	382.69	0.01	99.79
104.0-105.0	0.00	382.49	0.00	99.74	151.0-152.0	0.04	382.73	0.01	99.80
105.0-106.0	0.00	382.49	0.00	99.74	152.0-153.0	0.04	382.77	0.01	99.81
106.0-107.0	0.00	382.49	0.00	99.74	153.0-154.0	0.04	382.81	0.01	99.82
107.0-108.0	0.00	382.49	0.00	99.74	154.0-155.0	0.04	382.86	0.01	99.83
108.0-109.0	0.00	382.49	0.00	99.74	155.0-156.0	0.04	382.90	0.01	99.85
109.0-110.0	0.00	382.49	0.00	99.74	156.0-157.0	0.04	382.94	0.01	99.86
110.0-111.0	0.00	382.49	0.00	99.74	157.0-158.0	0.04	382.98	0.01	99.87
111.0-112.0	0.00	382.49	0.00	99.74	158.0-159.0	0.04	383.02	0.01	99.88
112.0-113.0	0.00	382.49	0.00	99.74	159.0-160.0	0.04	383.07	0.01	99.89
113.0-114.0	0.00	382.49	0.00	99.74	160.0-161.0	0.04	383.10	0.01	99.90
114.0-115.0	0.00	382.49	0.00	99.74	161.0-162.0	0.04	383.14	0.01	99.91
115.0-116.0	0.00	382.49	0.00	99.74	162.0-163.0	0.04	383.18	0.01	99.92
116.0-117.0	0.00	382.49	0.00	99.74	163.0-164.0	0.03	383.21	0.01	99.93
117.0-118.0	0.00	382.49	0.00	99.74	164.0-165.0	0.03	383.25	0.01	99.94
118.0-119.0	0.00	382.49	0.00	99.74	165.0-166.0	0.03	383.28	0.01	99.94
119.0-120.0	0.00	382.49	0.00	99.74	166.0-167.0	0.03	383.31	0.01	99.95
120.0-121.0	0.00	382.49	0.00	99.74	167.0-168.0	0.03	383.34	0.01	99.96
121.0-122.0	0.00	382.49	0.00	99.74	168.0-169.0	0.03	383.36	0.01	99.97
122.0-123.0	0.00	382.49	0.00	99.74	169.0-170.0	0.02	383.38	0.01	99.97
123.0-124.0	0.00	382.49	0.00	99.74	170.0-171.0	0.02	383.41	0.01	99.98
124.0-125.0	0.00	382.49	0.00	99.74	171.0-172.0	0.02	383.42	0.00	99.98
125.0-126.0	0.00	382.49	0.00	99.74	172.0-173.0	0.02	383.44	0.00	99.99
126.0-127.0	0.00	382.49	0.00	99.74	173.0-174.0	0.01	383.45	0.00	99.99
127.0-128.0	0.00	382.49	0.00	99.74	174.0-175.0	0.01	383.46	0.00	99.99
128.0-129.0	0.00	382.49	0.00	99.74	175.0-176.0	0.01	383.47	0.00	100.00
129.0-130.0	0.00	382.49	0.00	99.74	176.0-177.0	0.01	383.48	0.00	100.00
130.0-131.0	0.00	382.49	0.00	99.74	177.0-178.0	0.00	383.49	0.00	100.00
131.0-132.0	0.00	382.49	0.00	99.74	178.0-179.0	0.00	383.49	0.00	100.00
132.0-133.0	0.00	382.49	0.00	99.74	179.0-180.0	0.00	383.49	0.00	100.00
133.0-134.0	0.00	382.49	0.00	99.74					
134.0-135.0	0.00	382.49	0.00	99.74					
135.0-136.0	0.00	382.49	0.00	99.74					
136.0-137.0	0.00	382.49	0.00	99.74					
137.0-138.0	0.00	382.49	0.00	99.74					
138.0-139.0	0.00	382.49	0.00	99.74					
139.0-140.0	0.00	382.49	0.00	99.74					
140.0-141.0	0.00	382.49	0.00	99.74					

Rectangle ISO Lighting Intensity Diagram

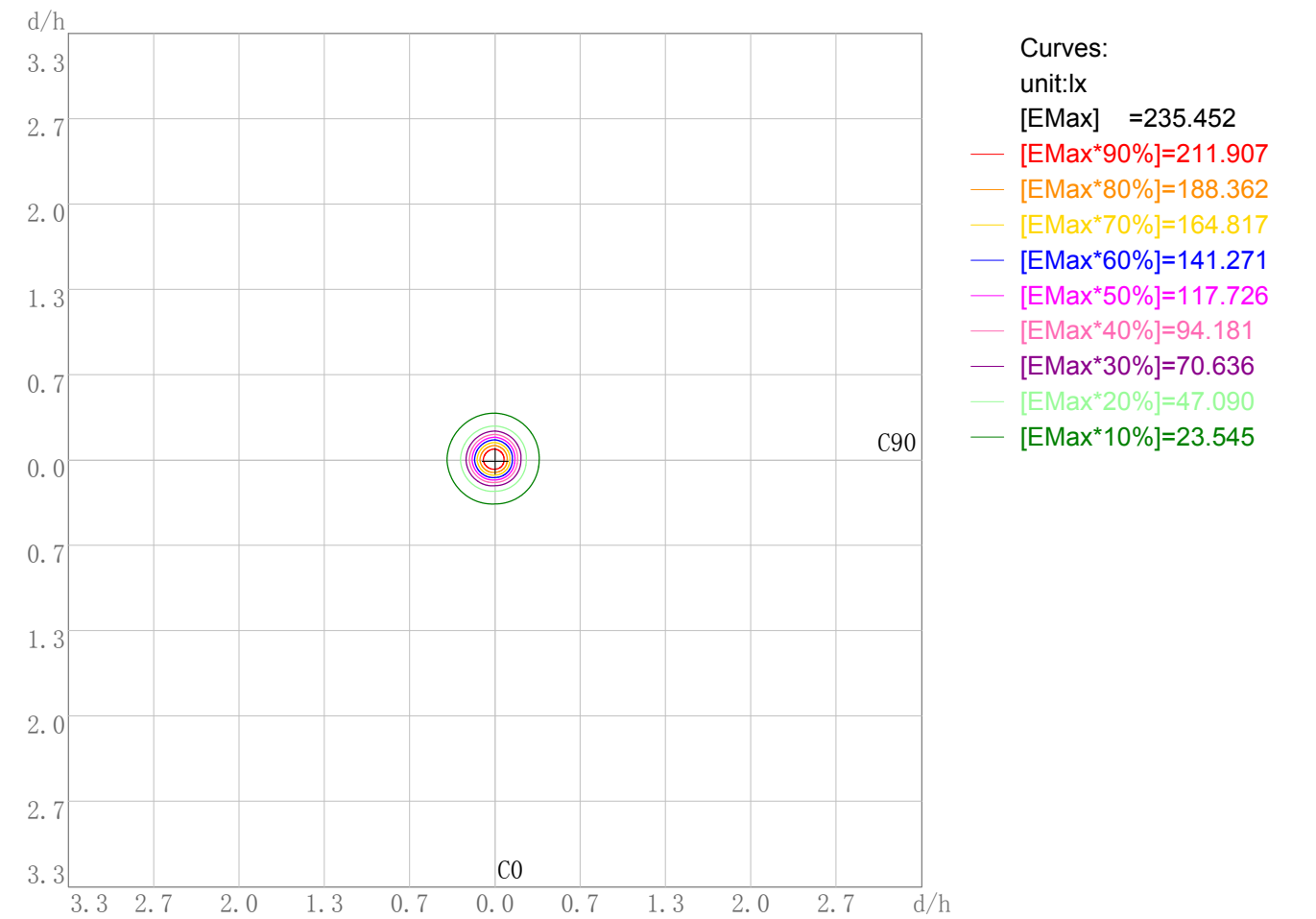
Lum. Name: SD05-06-XX-01 2700K RA90 24D	Lum. Catalog:	Test ID: 01
Lamp Name:	Lamp Catalog: LED	Test Lab: Quality Department
Manufacture: Shenzhen Norming Lighting Co.Ltd	Test Machine:GON-2000	Test Date: 2021/04/17



Plane ISO-Illuminance Diagram

Lum. Name: SD05-06-XX-01 2700K RA90 24D	Lum. Catalog:	Test ID: 01
Lamp Name:	Lamp Catalog: LED	Test Lab: Quality Department
Manufacture: Shenzhen Norming Lighting Co.Ltd	Test Machine:GON-2000	Test Date: 2021/04/17

Plane ISO-Illuminance Curve



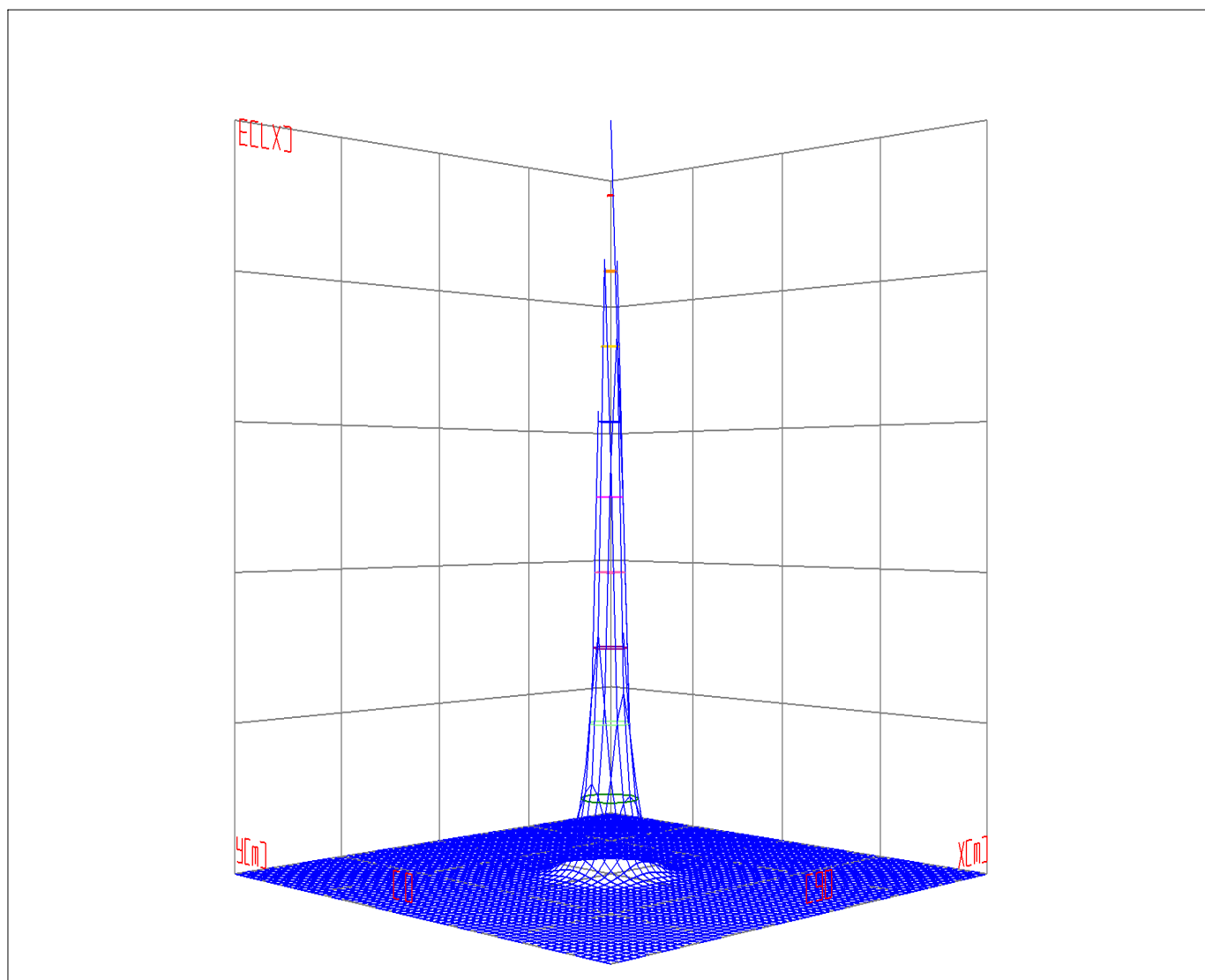
Working Plane Luminaire Mounting Height(m): 3.00
Working Plane Maximum Illuminance(lx): 235.45
Working Plane Maximum Illuminance Position(d/h):H0.0 V0.0

Photometric Filename:SD05-06-XX-01 2700K RA90 24D.IES

3D Plane ISO Illuminance Diagram

Lum. Name: SD05-06-XX-01 2700K RA90 24D	Lum. Catalog:	Test ID: 01
Lamp Name:	Lamp Catalog: LED	Test Lab: Quality Department
Manufacture: Shenzhen Norming Lighting Co.Ltd	Test Machine:GON-2000	Test Date: 2021/04/17

3D Plane Illuminance Modal

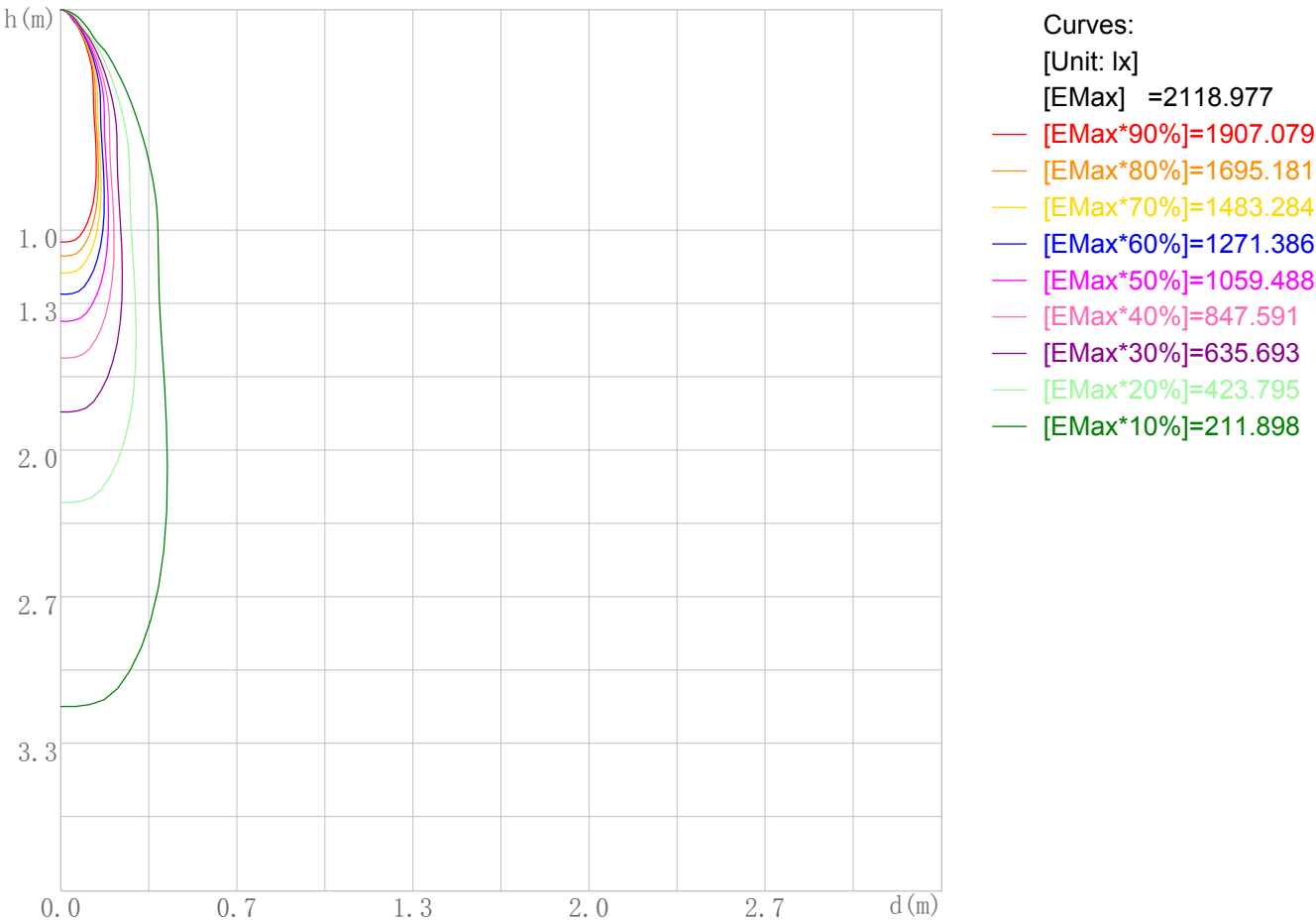


Curves: 3D Model 90% 80% 70% 60% 50% 40% 30% 20% 10%
View Angles(deg): 0 Height(m): 3.0 Distance(m): 10.0

Space ISO Illuminance Diagram

Lum. Name: SD05-06-XX-01 2700K RA90 24D	Lum. Catalog:	Test ID: 01
Lamp Name:	Lamp Catalog: LED	Test Lab: Quality Department
Manufacture: Shenzhen Norming Lighting Co.Ltd	Test Machine:GON-2000	Test Date: 2021/04/17

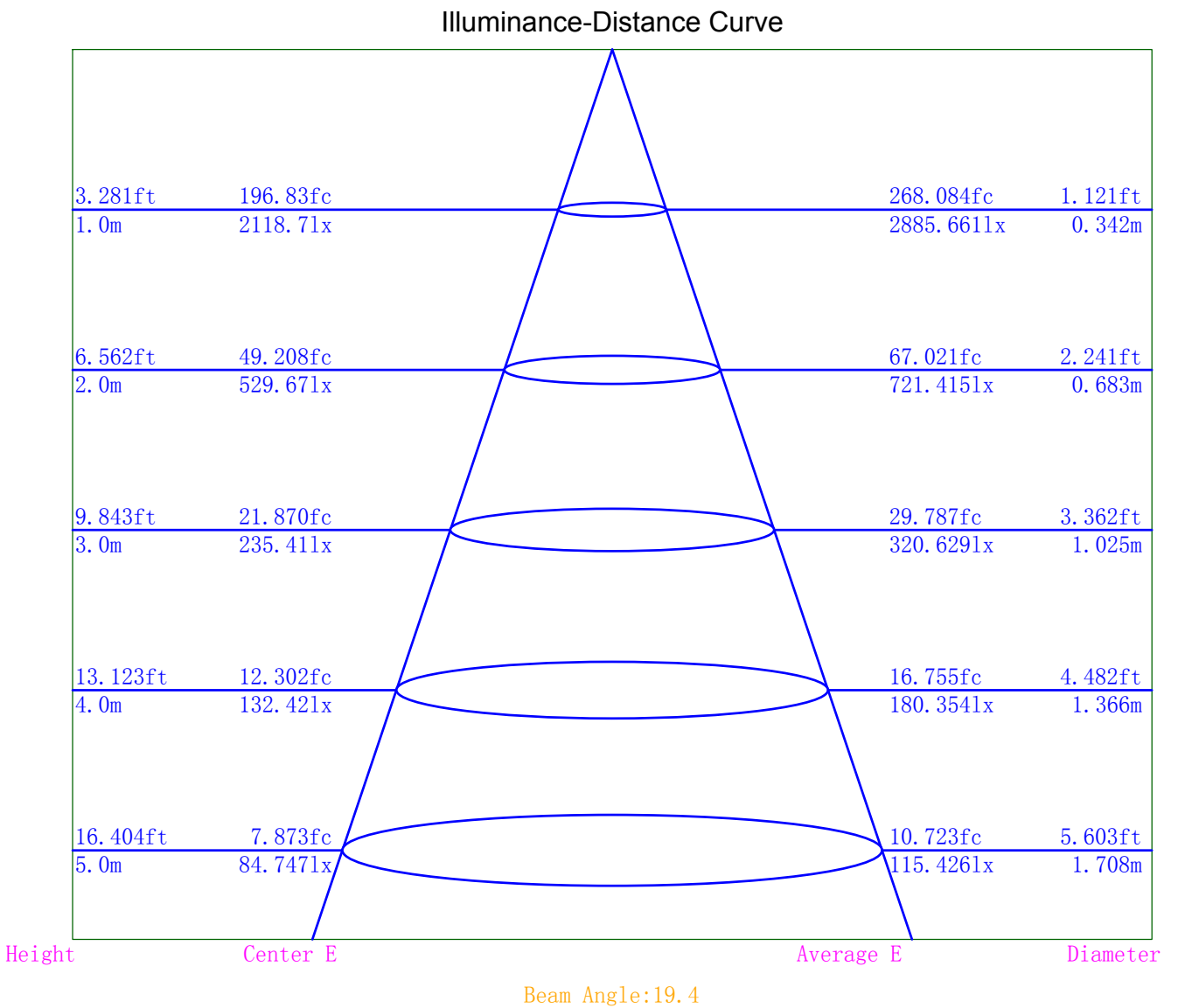
Space ISO Illuminance Curve



Space Plane Maximum Illuminance and @Angle:2118.98lx,1.0deg
Plane Maximum Lighting Intensity and @Angle:2119.945cd,0deg

Illuminance-Distance Diagram

Lum. Name: SD05-06-XX-01 2700K RA90 24D	Lum. Catelog:	Test ID: 01
Lamp Name:	Lamp Catelog: LED	Test Lab: Quality Department
Manufacture: Shenzhen Norming Lighting Co.Ltd	Test Machine:GON-2000	Test Date: 2021/04/17



Indoor Luminance Limiting Curves

Lum. Name: SD05-06-XX-01 2700K RA90 24D	Lum. Catalog:	Test ID: 01
Lamp Name:	Lamp Catalog: LED	Test Lab: Quality Department
Manufacture: Shenzhen Norming Lighting Co.Ltd	Test Machine:GON-2000	Test Date: 2021/04/17

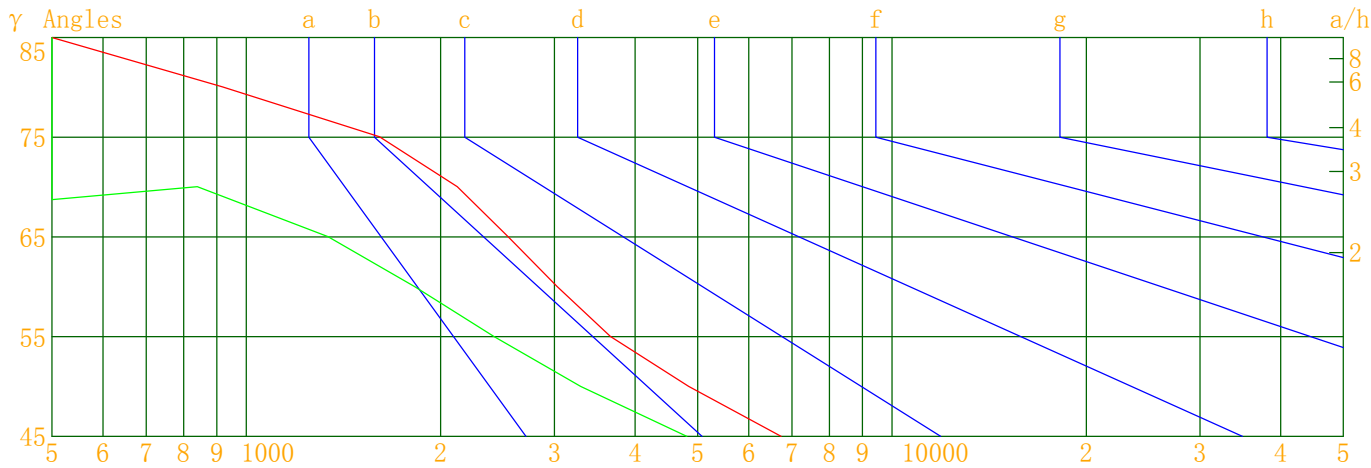
Glare Grade Table

GI	Quality	Using Illuminance							
1.15	A	2000	1000	500	<=300				
1.5	B		2000	1000	500	<=300			
1.85	C			2000	1000	500	<=300		
2.2	D				2000	1000	500	<=300	
2.55	E	a				2000	1000	500	<=300
			b	c	d	e	f	g	h

Luminance Table

Gama(deg)	45	50	55	60	65	70	75	80	85
C0	6735	4844	3664	3030	2543	2122	1608	918	0
C90	4812	3294	2418	1822	1338	840	118	0	0

Luminance Limiting Curve



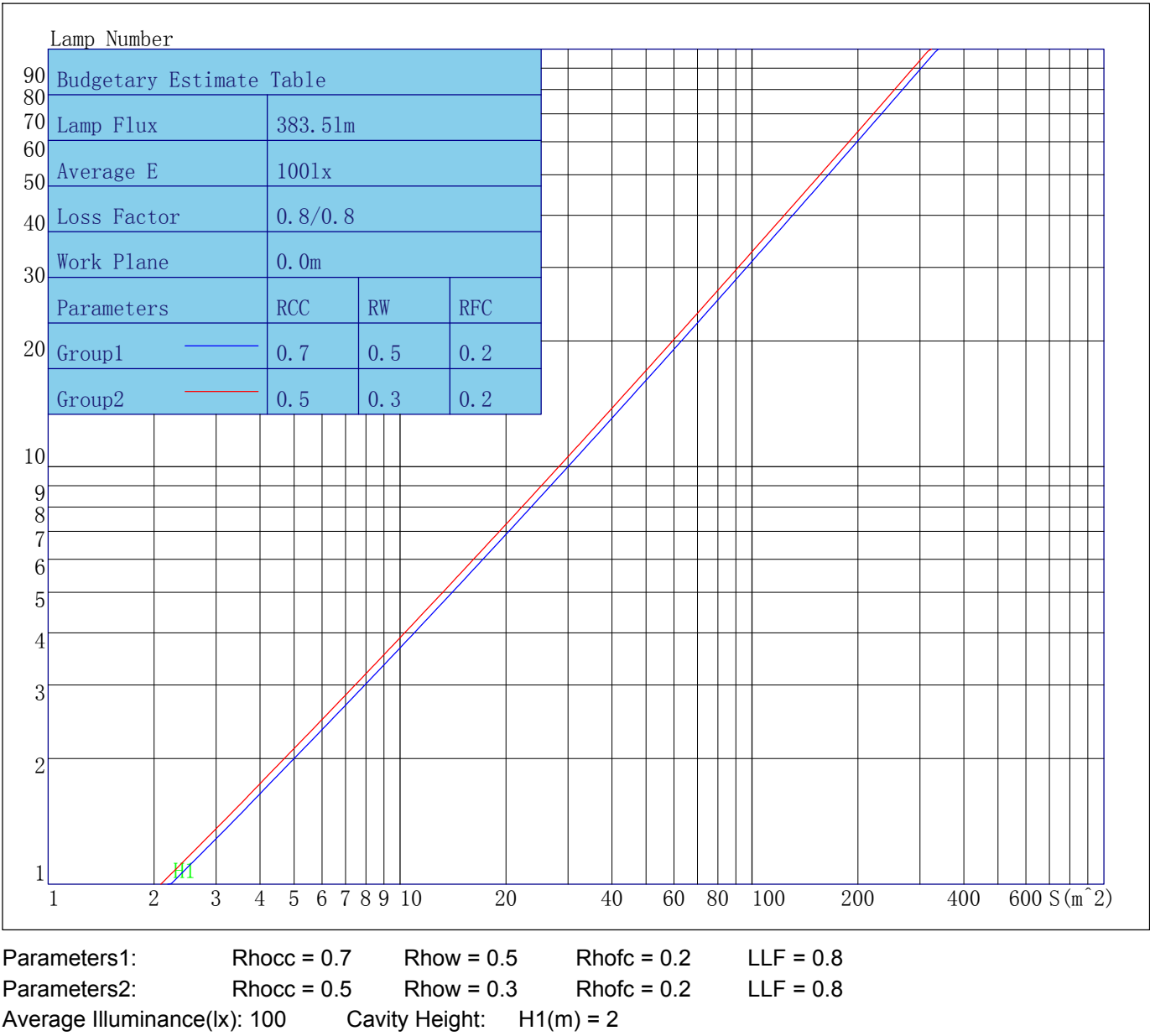
Luminous Size: Length(m)=0.000 Width(m)=-0.050 Height(m)=0.000 Area(m^2)=0.001963

Luminous Type: Without Luminous Side

Luminous Curves: C0-C180 Color: — C90-C270 Color: —

Indoor Budgetary Estimate Table

Lum. Name: SD05-06-XX-01 2700K RA90 24D	Lum. Catalog:	Test ID: 01
Lamp Name:	Lamp Catalog: LED	Test Lab: Quality Department
Manufacture: Shenzhen Norming Lighting Co.Ltd	Test Machine:GON-2000	Test Date: 2021/04/17



Indoor Coefficient of Utilization Table

Lum. Name: SD05-06-XX-01 2700K RA90 24D	Lum. Catelog:	Test ID: 01
Lamp Name:	Lamp Catelog: LED	Test Lab: Quality Department
Manufacture: Shenzhen Norming Lighting Co.Ltd	Test Machine:GON-2000	Test Date: 2021/04/17

Coefficients of Utilization - Zonal Cavity Method																		
Coef.	Effective Floor Cavity Reflectance RFC=0.20																	
RhoCC (%)	80				70				50			30			10			0
RhoW (%)	70	50	30	10	70	50	30	10	50	30	10	50	30	10	50	30	10	0
RCR	Coefficient of Utilization(%)																	
0	119	119	119	119	116	116	116	116	111	111	111	106	106	106	102	102	102	100
1	115	113	111	109	112	110	109	107	106	105	104	103	102	101	99	98	98	96
2	111	107	104	101	109	105	103	100	102	100	98	99	97	96	97	95	94	92
3	107	102	98	95	105	101	97	95	98	95	93	96	94	92	94	92	90	89
4	104	98	94	91	102	97	93	90	95	92	89	93	90	88	91	89	87	86
5	100	94	90	87	99	93	89	86	92	88	86	90	87	85	89	86	84	83
6	97	91	86	83	96	90	86	83	89	85	82	87	84	82	86	84	81	80
7	94	88	83	80	93	87	83	80	86	82	80	85	82	79	84	81	79	78
8	92	85	81	78	91	84	80	78	83	80	77	83	79	77	82	79	77	76
9	89	82	78	75	88	82	78	75	81	78	75	80	77	75	80	77	75	74
10	87	80	76	73	86	80	76	73	79	75	73	78	75	73	78	75	73	72

Unified Glare Rating Table

Lum. Name: SD05-06-XX-01 2700K RA90 24D	Lum. Catelog:	Test ID: 01
Lamp Name:	Lamp Catalog: LED	Test Lab: Quality Department
Manufacture: Shenzhen Norming Lighting Co.Ltd	Test Machine:GON-2000	Test Date: 2021/04/17

Unified Glare Rating Table

Ceiling RCC	0.70	0.70	0.50	0.50	0.30	0.70	0.70	0.50	0.50	0.30
Wall RW	0.50	0.30	0.50	0.30	0.30	0.50	0.30	0.50	0.30	0.30
Floor RFC	0.20	0.20	0.20	0.20	0.20	0.20	0.20	0.20	0.20	0.20
Room Size	Vewed crosswise					Vewed endwise				
X=2H Y=2H	12.6	13.5	12.9	13.9	14.2	10.8	11.8	11.2	12.1	12.4
	12.6	13.5	13.0	13.8	14.2	10.7	11.6	11.1	11.9	12.3
	12.6	13.4	13.0	13.8	14.2	10.6	11.4	11.0	11.8	12.2
	12.5	13.3	12.9	13.7	14.1	10.5	11.2	10.9	11.6	12.0
	12.5	13.2	12.9	13.6	14.0	10.4	11.1	10.9	11.5	12.0
	12.4	13.1	12.8	13.5	13.9	10.4	11.1	10.8	11.4	11.9
X=4H Y=2H	12.4	13.2	12.8	13.6	14.0	10.6	11.4	11.0	11.8	12.2
	12.5	13.2	12.9	13.6	14.0	10.6	11.2	11.0	11.7	12.1
	12.5	13.1	12.9	13.5	14.0	10.4	11.1	10.9	11.5	11.9
	12.4	13.0	12.9	13.4	13.9	10.3	10.9	10.8	11.3	11.8
	12.4	12.9	12.9	13.3	13.8	10.3	10.8	10.7	11.2	11.7
	12.3	12.8	12.8	13.3	13.7	10.2	10.6	10.7	11.1	11.6
X=8H Y=4H	12.4	12.9	12.8	13.3	13.8	10.3	10.8	10.8	11.2	11.7
	12.3	12.7	12.8	13.2	13.8	10.2	10.6	10.7	11.1	11.6
	12.2	12.6	12.8	13.1	13.6	10.1	10.5	10.6	11.0	11.5
	12.2	12.5	12.7	13.0	13.6	10.0	10.4	10.5	10.9	11.4
X=12H Y=4H	12.3	12.7	12.8	13.2	13.7	10.2	10.7	10.7	11.2	11.6
	12.2	12.6	12.8	13.1	13.7	10.1	10.5	10.6	10.9	11.5
	12.2	12.5	12.7	13.0	13.6	10.0	10.4	10.6	10.9	11.4
Variations with the objerver position at spacings										
S=1.0H	1.1/-1.3					1.5/-2.0				
S=1.5H	1.7/-2.3					3.8/-5.4				
S=2.0H	2.2/-3.1					3.9/-9.6				
Reduced UGR Table:										
Nordic Standard Table:	BK0					BK0				
Correction Value	0.4					0.2				

o the CIE Pub.117, data has been corrected, refers to the lamp's lumens 8.2flm.

Candela Tabulation

V/H	C0.0	C90.0	C180.0	C270.0
γ 0.0	2118.68	2118.68	2118.68	2118.68
γ 1.0	2119.95	2104.84	2116.91	2114.43
γ 2.0	2111.27	2081.96	2086.94	2114.79
γ 3.0	2087.17	2017.05	2019.57	2104.80
γ 4.0	2025.70	1913.96	1917.22	2055.31
γ 5.0	1926.59	1776.55	1777.49	1969.32
γ 6.0	1807.03	1609.02	1615.91	1850.91
γ 7.0	1663.77	1427.64	1435.50	1699.54
γ 8.0	1504.04	1238.39	1242.10	1528.55
γ 9.0	1329.53	1046.38	1041.17	1345.03
γ 10.0	1146.57	870.76	850.65	1153.07
γ 11.0	964.48	721.00	698.18	966.03
γ 12.0	801.51	598.60	584.98	798.55
γ 13.0	661.77	508.06	500.06	660.16
γ 14.0	548.54	439.52	435.78	556.60
γ 15.0	465.81	386.00	385.09	480.51
γ 16.0	402.12	343.14	342.60	421.07
γ 17.0	356.76	307.13	305.99	373.36
γ 18.0	318.44	276.68	273.74	334.99
γ 19.0	287.47	249.73	245.24	302.17
γ 20.0	260.61	225.90	219.87	273.96
γ 21.0	236.71	203.35	196.33	248.88
γ 22.0	214.42	182.17	174.76	225.87
γ 23.0	192.87	162.29	155.41	203.70
γ 24.0	172.00	144.17	137.73	182.72
γ 25.0	152.91	127.78	121.58	163.05
γ 26.0	135.73	113.09	106.91	145.03
γ 27.0	120.14	99.75	93.77	128.57
γ 28.0	106.17	87.90	82.01	113.36
γ 29.0	93.68	77.36	71.65	99.83
γ 30.0	82.64	68.02	62.58	87.69
γ 31.0	73.00	59.76	54.70	77.04
γ 32.0	64.51	52.17	47.73	67.65
γ 33.0	56.92	45.82	41.46	59.25
γ 34.0	50.22	40.45	36.58	51.55
γ 35.0	44.32	34.92	30.21	45.49
γ 36.0	38.98	30.63	26.31	39.29
γ 37.0	34.02	27.07	23.27	34.28
γ 38.0	29.97	23.91	20.64	30.33
γ 39.0	26.51	21.00	18.31	26.96
γ 40.0	23.48	18.30	16.11	23.95
γ 41.0	20.79	12.91	12.38	21.29
γ 42.0	17.83	9.46	7.76	17.18
γ 43.0	12.54	8.30	6.57	11.02
γ 44.0	10.40	7.45	5.92	9.16
γ 45.0	9.35	6.68	5.42	8.23
γ 46.0	8.48	6.04	5.01	7.49

Candela Tabulation - (Cont.)

V/H	C0.0	C90.0	C180.0	C270.0
γ 47.0	7.74	5.52	4.67	6.84
γ 48.0	7.13	5.06	4.34	6.34
γ 49.0	6.61	4.63	4.04	5.92
γ 50.0	6.11	4.16	3.69	5.53
γ 51.0	5.65	3.76	3.34	5.11
γ 52.0	5.14	3.44	3.11	4.67
γ 53.0	4.75	3.18	2.92	4.34
γ 54.0	4.42	2.94	2.74	4.09
γ 55.0	4.13	2.72	2.59	3.88
γ 56.0	3.86	2.51	2.44	3.68
γ 57.0	3.62	2.31	2.30	3.51
γ 58.0	3.40	2.13	2.15	3.35
γ 59.0	3.18	1.95	2.01	3.17
γ 60.0	2.97	1.79	1.87	2.99
γ 61.0	2.77	1.65	1.75	2.83
γ 62.0	2.60	1.50	1.62	2.67
γ 63.0	2.43	1.35	1.50	2.52
γ 64.0	2.26	1.23	1.37	2.37
γ 65.0	2.11	1.11	1.26	2.23
γ 66.0	1.95	1.00	1.15	2.09
γ 67.0	1.82	0.88	1.03	1.96
γ 68.0	1.69	0.78	0.92	1.82
γ 69.0	1.55	0.67	0.81	1.69
γ 70.0	1.42	0.56	0.70	1.55
γ 71.0	1.30	0.45	0.58	1.42
γ 72.0	1.18	0.35	0.47	1.28
γ 73.0	1.04	0.26	0.35	1.16
γ 74.0	0.94	0.15	0.26	1.03
γ 75.0	0.82	0.06	0.17	0.91
γ 76.0	0.70	0.00	0.07	0.79
γ 77.0	0.60	0.00	0.00	0.68
γ 78.0	0.49	0.00	0.00	0.57
γ 79.0	0.40	0.00	0.00	0.47
γ 80.0	0.31	0.00	0.00	0.37
γ 81.0	0.22	0.00	0.00	0.28
γ 82.0	0.14	0.00	0.00	0.19
γ 83.0	0.05	0.00	0.00	0.11
γ 84.0	0.00	0.00	0.00	0.03
γ 85.0	0.00	0.00	0.00	0.00
γ 86.0	0.00	0.00	0.00	0.00
γ 87.0	0.00	0.00	0.00	0.00
γ 88.0	0.00	0.00	0.00	0.00
γ 89.0	0.00	0.00	0.00	0.00
γ 90.0	0.00	0.00	0.00	0.00
γ 91.0	0.00	0.00	0.00	0.00
γ 92.0	0.00	0.00	0.00	0.00
γ 93.0	0.00	0.00	0.00	0.00

Candela Tabulation - (Cont.)

V/H	C0.0	C90.0	C180.0	C270.0
γ 94.0	0.00	0.00	0.00	0.00
γ 95.0	0.00	0.00	0.00	0.00
γ 96.0	0.00	0.00	0.00	0.00
γ 97.0	0.00	0.00	0.00	0.00
γ 98.0	0.00	0.00	0.00	0.00
γ 99.0	0.00	0.00	0.00	0.00
γ 100.0	0.00	0.00	0.00	0.00
γ 101.0	0.00	0.00	0.00	0.00
γ 102.0	0.00	0.00	0.00	0.00
γ 103.0	0.00	0.00	0.00	0.00
γ 104.0	0.00	0.00	0.00	0.00
γ 105.0	0.00	0.00	0.00	0.00
γ 106.0	0.00	0.00	0.00	0.00
γ 107.0	0.00	0.00	0.00	0.00
γ 108.0	0.00	0.00	0.00	0.00
γ 109.0	0.00	0.00	0.00	0.00
γ 110.0	0.00	0.00	0.00	0.00
γ 111.0	0.00	0.00	0.00	0.00
γ 112.0	0.00	0.00	0.00	0.00
γ 113.0	0.00	0.00	0.00	0.00
γ 114.0	0.00	0.00	0.00	0.00
γ 115.0	0.00	0.00	0.00	0.00
γ 116.0	0.00	0.00	0.00	0.00
γ 117.0	0.00	0.00	0.00	0.00
γ 118.0	0.00	0.00	0.00	0.00
γ 119.0	0.00	0.00	0.00	0.00
γ 120.0	0.00	0.00	0.00	0.00
γ 121.0	0.00	0.00	0.00	0.00
γ 122.0	0.00	0.00	0.00	0.00
γ 123.0	0.00	0.00	0.00	0.00
γ 124.0	0.00	0.00	0.00	0.00
γ 125.0	0.00	0.00	0.00	0.00
γ 126.0	0.00	0.00	0.00	0.00
γ 127.0	0.00	0.00	0.00	0.00
γ 128.0	0.00	0.00	0.00	0.00
γ 129.0	0.00	0.00	0.00	0.00
γ 130.0	0.00	0.00	0.00	0.00
γ 131.0	0.00	0.00	0.00	0.00
γ 132.0	0.00	0.00	0.00	0.00
γ 133.0	0.00	0.00	0.00	0.00
γ 134.0	0.00	0.00	0.00	0.00
γ 135.0	0.00	0.00	0.00	0.00
γ 136.0	0.00	0.00	0.00	0.00
γ 137.0	0.00	0.00	0.00	0.00
γ 138.0	0.00	0.00	0.00	0.00
γ 139.0	0.00	0.00	0.00	0.00
γ 140.0	0.00	0.00	0.00	0.00

Candela Tabulation - (Cont.)

V/H	C0.0	C90.0	C180.0	C270.0
γ 141.0	0.00	0.00	0.04	0.00
γ 142.0	0.00	0.00	0.14	0.00
γ 143.0	0.00	0.00	0.25	0.10
γ 144.0	0.02	0.04	0.35	0.19
γ 145.0	0.13	0.14	0.44	0.29
γ 146.0	0.23	0.24	0.54	0.38
γ 147.0	0.31	0.33	0.62	0.47
γ 148.0	0.41	0.41	0.71	0.56
γ 149.0	0.51	0.49	0.77	0.63
γ 150.0	0.59	0.56	0.84	0.72
γ 151.0	0.67	0.62	0.88	0.77
γ 152.0	0.74	0.68	0.93	0.82
γ 153.0	0.79	0.72	0.97	0.88
γ 154.0	0.85	0.76	1.01	0.91
γ 155.0	0.91	0.80	1.06	0.96
γ 156.0	0.95	0.83	1.08	0.98
γ 157.0	0.99	0.84	1.10	1.02
γ 158.0	1.02	0.88	1.13	1.03
γ 159.0	1.05	0.90	1.16	1.06
γ 160.0	1.08	0.92	1.18	1.07
γ 161.0	1.10	0.94	1.19	1.09
γ 162.0	1.12	0.97	1.20	1.10
γ 163.0	1.14	0.99	1.22	1.11
γ 164.0	1.16	1.00	1.23	1.12
γ 165.0	1.17	1.03	1.24	1.13
γ 166.0	1.18	1.05	1.24	1.14
γ 167.0	1.19	1.05	1.23	1.15
γ 168.0	1.21	1.07	1.24	1.15
γ 169.0	1.21	1.08	1.22	1.16
γ 170.0	1.20	1.07	1.21	1.16
γ 171.0	1.20	1.06	1.18	1.16
γ 172.0	1.18	1.05	1.15	1.14
γ 173.0	1.16	1.04	1.13	1.12
γ 174.0	1.14	1.01	1.10	1.11
γ 175.0	1.11	1.00	1.07	1.09
γ 176.0	1.09	0.99	1.06	1.08
γ 177.0	1.07	0.99	1.04	1.06
γ 178.0	1.05	1.00	1.04	1.06
γ 179.0	1.04	1.00	1.05	1.06
γ 180.0	1.05	1.05	1.05	1.05